



Home-Based Activity

Language Activities

By Ms Yek Kwee
MK @ Horizon

Say 'Cheese'!



- Get your child to take pictures of objects in the home environment he/she is interested in to learn new vocabulary words.

You may use an old camera or your smart phone as this will inculcate a sense of responsibility.


Letter/Word Swat!



- Write the target letters/words on post-its. Scatter them around the table, wall or on the floor. Take turns with your child to read out a letter sound or word. Be the first to find and swat it! Guide him/her to call an object that has the beginning letter sound. Assist your child to craft a sentence if you are working on the word.



If you do not have a fly swatter, you may get your child to jump and high-five or stamp with his /her feet on it.

Goal!





Crush the post-its (with the letters or words written on them) into balls. Each play gets a straw. Take turn to blow the balls into the 'goal posts' made out of empty tissue box with one side cut out.

Read the word to score the point!



Hope you had fun
doing these activities
with your child.



CREDITS: This presentation template was created by Slidesgo,
including icons by Flaticon, and infographics & images by Freepik